

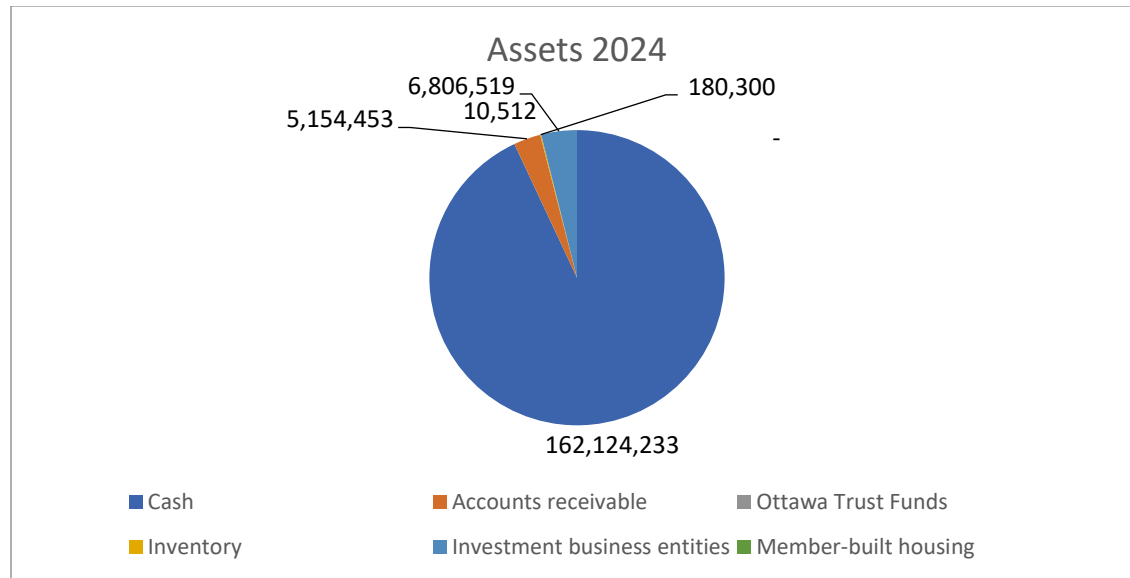
Williams Lake First Nation – 2023-2024 Financial Overview

WLFN’s vision “WLFN will work in unity to strengthen our Secwepemc culture. We will be a healthy and prosperous Community” is something that we have been striving to accomplish in the last few years.

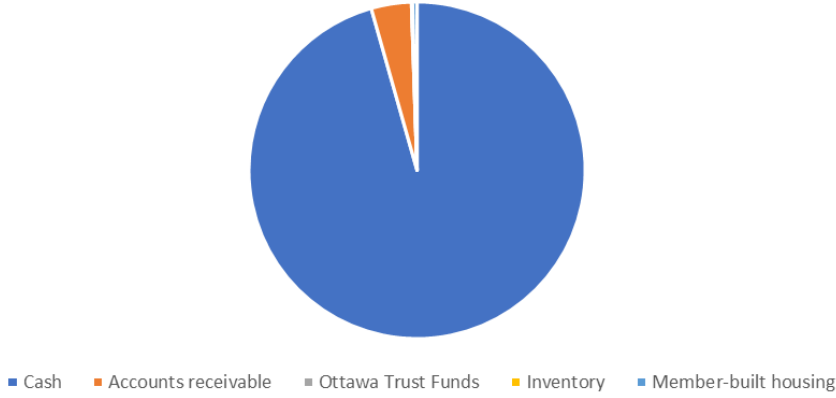
WLFN successfully completed our 5th year in the 10-year grant and 2023-2024 has been an exceptional financial year for WLFN. Here are some important 2023-2024 financial highlights.

Description	2022-2023	2023-2024	% in Change
Revenues	\$ 166,637,030	\$ 47,505,801	-71.49%
Expenditures	\$ 29,871,445	\$ 32,395,653	+8.45%
Tangible Capital Assets	\$ 50,899,662	\$ 55,360,049	+8.76%
Accumulated Surplus	\$ 194,512,191	\$ 214,554,002	+10.3%
WLFN Trust Balance – March 31, 23/24	\$ 133,667,688	\$ 144,895,580	+8.40%

Assets	2022-2023	2023-2024
Cash	145,733,927	162,124,233
Accounts receivable	5,898,164	5,154,463
Ottawa Trust Funds	12,691	10,512
Inventory	138,850	180,300
Member-built housing	656,302	-
	152,439,934	167,469,508

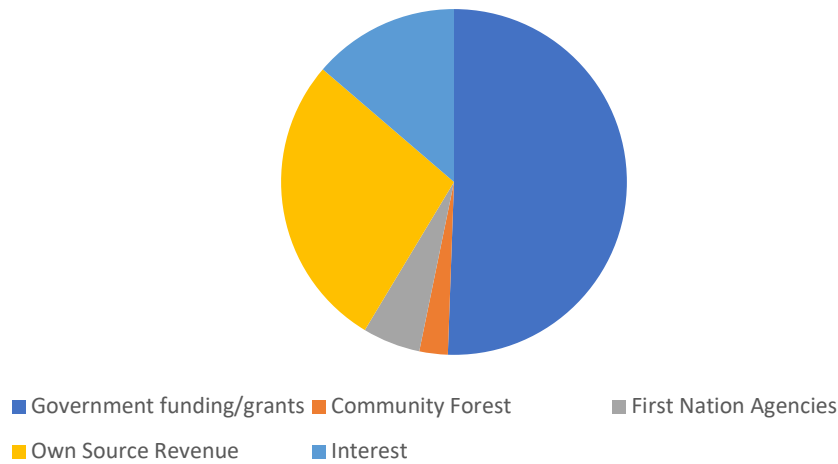


Financial Assets 2023

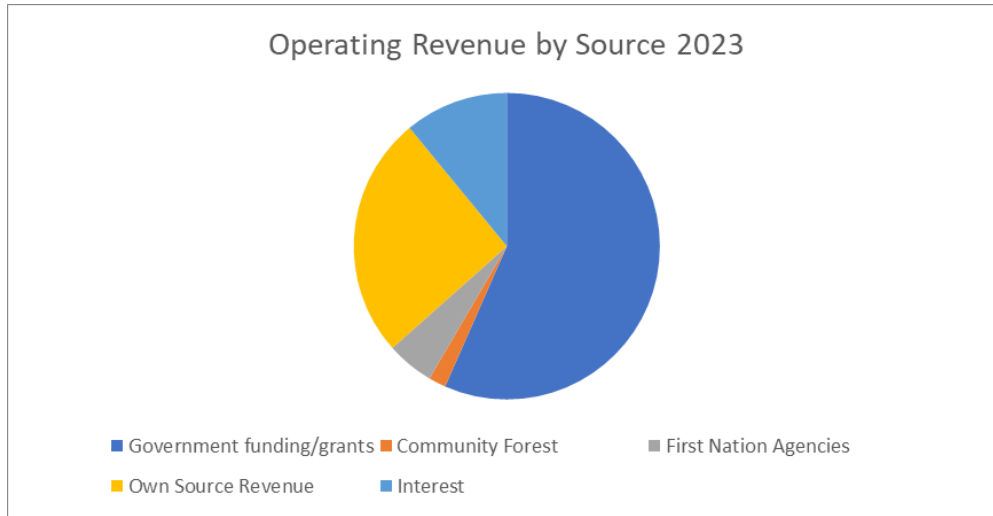


Operating Revenue by Source	2022-2023	2023-2024
Government funding/grants	20,739,222	17,123,924
Community Forest	669,891	898,903
First Nation Agencies	1,835,868	1,829,326
Own Source Revenue	9,376,342	9,368,188
Interest	4,015,707	4,642,238
	36,637,030	33,862,579
Note: Excludes the unrealized gains on trust funds/settlement		

Operating Revenue by Source 2024



Operating Revenue by Source 2023



WLFN continues to trend upwards by injecting own source revenue into services/projects that will benefit the community through Education, Culture, Health, and Community Events.

Project	Own Source Revenue Utilized 2023-2024
Health & Wellness – Treatment	\$177,160.16
Culture	
Pow Wow	\$ 274,047.29
Community Events/Community Christmas	\$71,114.37
Stampede/Indoor Rodeo Tickets	\$18,024.68
Family Emergency/Funeral Donations	\$15,763.58
4H Club	\$13,543.81
Youth Grade Incentives / Youth Grad Incentives	\$18,800.00
Trades & Bursaries 5115-	\$41,051.55
Youth Activities	\$33,713.28

Current Capital projects and Tangible Capital Assets that were added in 2024 were as follows:

Capital Projects 2023-2024	
Pow wow parking lot paving	91,042.16
Nation housing	1,035,590.22
315 Yorston	142,429.37
O&M Building	519,472.01
Osprey's Nest Building	2,200,125.14
Cemetery fencing	252,000.00
Infrastructure	1,127,999.35
Vehicles	353,559.59
Equipment	233,692.38
Other	414,977.92
Total capital additions 2024	6,370,888.14

WLFN Trust Income Update:

Income on Trust Funds 2023-2024	
Starting Investment	\$133,667,688.35
Interest and dividends	3,983,097.00
Unrealized gain on market value	13,643,222.00
Withdrawals/reductions	(6,398,427.15)
Ending value, March 31, 2024	\$144,895,580.20

In 2023 WLFN also provided the following individual distributions to their registered members:

Description	Eligible Registered Members	Registered Members who Applied	% of Registered Members who Applied	Amount Payable to each Registered WLFN Member	Total \$	Arrears Deducted from Distributions	Arrears Deducted from Other
Registered Elders 60+ - Trust – One-Time Elders Payment	8	8	100%	\$25,000	\$200,000		
Registered Elders 60+ - Trust –	114	109	95.6%	\$1,560	\$170,040		
Registered Members Ages: 18-59 – Trust	350	330	94.3%	\$1,560	\$514,800	\$37,057.91	
WLFN Christmas Bonus – Registered Members 18 and over	464	439	94.6%	\$300	\$139,200	\$5,470.50	
Total					\$1,024,040.00	\$42,528.41	\$17,667.31